

INSTANTANEOUS WATER HEATER

Instant Hot Showers, Endless Comfort





Digital Instantaneous Water Heater

with Rainshower

Acson Digital Water Heater with Rainshower delivers a comfortable shower with precise temperature control and modern convenience. Equipped with an intelligent digital display, users can easily monitor and adjust water temperature for consistent comfort. The wide rainshower head provides full-body coverage with a soothing rainfall effect, while the hand shower offers flexibility for daily use. Designed with multiple safety protections and a sleek, contemporary finish, it is ideal for modern bathrooms seeking both performance and style.

4300W



4300W High Performance Heating

Delivers rapid water heating for immediate comfort and stable shower temperature.



Inverter DC Booster Pump

Easily turn the DC pump on or off with a simple tap on the icon. It boosts water pressure for a more powerful shower while operating quietly for a comfortable experience.



8-Step Precision Temperature Control

Easily adjust water temperature to a desired level for a comfortable shower experience.



IP25 Splash-Proof Protection

IP25 splash-proof protection acts as a reliable shield against water entering the heater, preventing short circuits and keeping your shower safe.

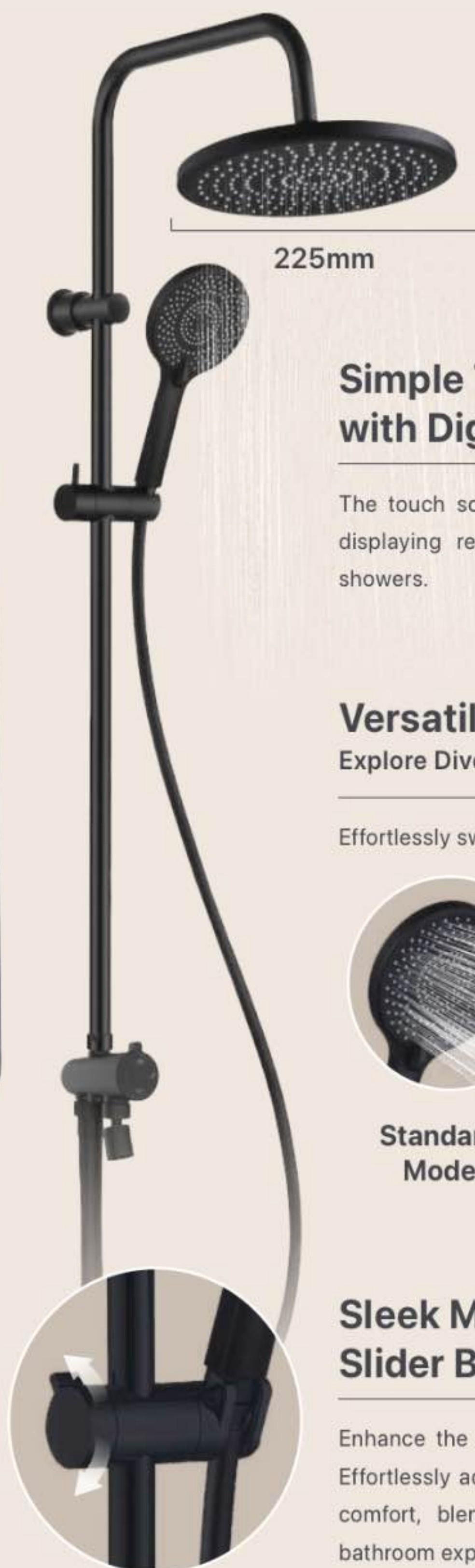


Durable Heating Element

Designed for long-lasting and consistent operation, ensuring reliable operation every day.

Immerse In Rainshower Comfort

Wide coverage for a soothing rainfall shower experience



225mm

Simple Touch Screen with Digital Display



The touch screen interface lets you easily operate the heater while displaying real-time water temperature for consistent, comfortable showers.

Versatile Spray Modes

Explore Diverse Showering Options with Hand Shower


Effortlessly switch between three modes to suit your preferences:



Standard Mode



Spot/Massage Mode



Wide Mode

Sleek Matte Black Slider Bar Set

Enhance the shower space with a stylish matte black slider bar set. Effortlessly adjust the showerhead to the desired height for maximum comfort, blending modern design with functionality for a refined bathroom experience.

3-in-1 diverter

Allows easy switching between hand shower, rain shower, and tap outlet for flexible showering options.



Hand Shower



Rain Shower



Tap

Safety

Surge Protection & Easy Reset

Allows easy testing and resetting to ensure continuous electrical safety protection during electrical surges



Smart Safety Protection

Automatically detects potential faults before the water heater is used



Earth Connectivity Monitoring

Ensures safe operation with a consistent earth connection. The water heater will only operate when the earth wire is properly connected.

Double Pole Double Thermostat (DPDT)

Safeguards both live and neutral wires, providing full electrical circuit protection and immediate response to any faults.

Dual Thermo Protection System

Ensures complete electrical and temperature safety for your shower, protecting both you and the water heater.



55°C Anti-Scalding Protection:
Automatically activates to prevent scalding injuries, operating without manual intervention.



85°C Abnormal Overheat Cut-off:
Activates at 85°C to prevent abnormal overheating, requiring manual reset for safety restoration.



Error Code	Meaning	Troubleshoot
F0	No Earth Line	Earth Line not detected
F1	ELCB Trip	Power supply cut off when electricity surges
F2	Thermosensor Error	Unable to detect temperature
F3	Thermosensor Short	Thermosensor malfunction
F4	Thermostat Tripped	Abnormal water temperature > Auto cut off at 55°C > Abnormal heat cut off at 85°C



Analogue Instantaneous Water Heater

Instant Hot Showers, Endless Comfort

Acson Instantaneous Water Heater series prioritizes safety, reliability, and personalized shower experiences. Featuring stepless temperature control, it ensures perfectly tailored comfort settings for every user. The multi-stream showerheads provide flexible water flow options, allowing for a customizable and invigorating shower experience. With a sophisticated design and user-friendly operation, this water heater integrates seamlessly into any bathroom setup. Advanced safety features and durable construction ensure that the Acson Instantaneous Water Heater delivers consistent and dependable hot water, enhancing your daily routine with ease and comfort.



Stepless Temperature Control

Enjoy an enhanced shower experience with stepless electronic heating control. Easily adjust the temperature to the desired level, ensuring a consistently warm and indulgent shower every time.



Dynamic Water Flow with Pump Activation

Ensure uninterrupted hot water with an innovative pump system that delivers a powerful and steady stream for a consistently refreshing and enjoyable shower experience. Designed for optimal performance, this system maintains a consistent water flow, enhancing the overall shower experience.

Remark: If the water flow rate is lower than the standard safety requirement of 2L/min, simply long-press the reset button to activate the pump.



Sophisticated Design with Reliable Safety

Indulge in the fusion of sleek elegance and practicality in the water heater, featuring a stylish design and splash-proof protection (IP25 standard). Meeting IEC & SIRIM safety standards, it guarantees both aesthetic appeal and dependable safety.



Silent DC Inverter Pump (For Pump Series)



The Silent Inverter DC Pump delivers eco-friendly and energy-efficient performance, operating at a quiet noise level of less than 45dB. Engineered to enhance water pressure for a superior shower experience, this maintenance-free and durable pump minimizes energy consumption, providing long-term savings. It supports a greener lifestyle without compromising on quality.



Reliable Performance & Durable Quality with High Quality Heating Element


Enjoy peace of mind with our UL-approved heating element, known for its reliable performance and exceptional durability. This high-quality component guarantees consistent comfort and long-lasting use.

Versatile Spray Modes

Explore Diverse Showering Options with Hand Shower


Discover a range of showering options with the Hand Shower.

Effortlessly switch between three modes to suit your preferences:




Standard Mode

Offers a full-body soothing spray, relieving muscle tension and rejuvenating the body.



Spot/Massage Mode

Provides a concentrated spray to target and relax tense areas for enhanced comfort.




Wide Mode

Delivers intense jets of droplets, effectively cleansing the body and revitalizing the senses.



Sleek Matte Black Slider Bar Set (for Pump Model Only)

Enhance the shower space with a stylish matte black slider bar set. Effortlessly adjust the showerhead to the desired height for maximum comfort, blending modern design with functionality for a refined bathroom experience.



Steady Flow with Twist-Resistant Hose

Experience uninterrupted water delivery with the anti-twist hose, designed to prevent tangling and ensure a smooth and consistent shower flow. Enjoy a hassle-free shower experience with reliable performance and consistent water pressure.



ELCB sensitivity 15mA



Self-Diagnostic Safety Assurance

Featuring advanced self-diagnostic capability, the system actively scans for potential issues during operation. Any malfunction with the ELCB or untraceable earth wire prompts the earth indicator to either remaining inactive or illuminating on its own, ensuring prompt issue detection.

Earth Connectivity Monitoring

Ensure consistent earth connection for safety. The earth wire acts as a protective measure against excessive current, minimizing the risk of electrical leaks.

Alarm 1 Safe to use



Alarm 2 Tripped ELCB



Press "RESET" to resume operation. If it still trips, please contact professional technician immediately.

Alarm 3 Earth Line Error



Could be Earth wire connection error! Please contact professional technician immediately.



IP25-Compliant Splash-Proof Casing

The casing is designed with an IP25-compliant splash-proof feature and a sealing mechanism to prevent water from leaking into the heater. Proper seal installation is crucial for maintaining safety standards.



Non flammable material

Constructed with fire-resistant materials to minimize fire hazards, enhancing safety and ensuring long-lasting reliability, providing peace of mind to users while offering extended durability and consistent performance.

Double Pole Double Thermostat (DPDT)

Ensures comprehensive protection by safeguarding both Live and Neutral wires, ensuring complete electrical circuit safety with immediate response to any faults.



Double Thermal Cut-off

- 55°C Anti-Scalding Protection: Automatically activates to prevent scalding injuries, operating without manual intervention.
- 85°C Abnormal Overheat Cut-off: Activates at 85°C to prevent abnormal overheating, requiring manual reset for safety restoration.

Safety



Lightning Protection Grounding

Utilizing specialized grounding technology, the system safely dissipates electrical surges and lightning strikes, minimizing potential damage and ensuring uninterrupted reliability for continuous operation.



Dry Burn Protection with Built-in Water Flow Sensor

This feature is designed to activate only when sufficient water pressure is detected, effectively preventing dry burning. By safeguarding the heater in this manner, it ensures prolonged lifespan and reliable performance, even during periods of low water flow.



Surge Protection

Incorporates advanced surge protection technology, effectively shielding against voltage surges to ensure the consistent and safe operation of electrical devices, safeguarding them from potential damage.



Enhanced Water Quality with Integrated Filter and Stop Valve

The system provides improved water quality through the integration of a high-quality stop valve and an efficient water filter. This combination ensures a smooth and efficient flow while enhancing the purity of the water for a more refreshing and satisfying experience.



Rainshower Series



● **Model ASH43AR-MB**
Colour Matte Black

● **Model ASH43AR-GB**
Colour Graphite Blue

Product Specification

Model	ASH43AR
Power Rating	4.3kW
Voltage	240V, 50/60Hz
Water Connection	Ø15mm (1/2" BSP)
Min water flow rate	2 litre/ min
Min water pressure	20kPa (0.2 bar / 2.9psi)
Max water pressure	6 bar (600kPa / 87psi)
Unit Dimension (H x W x D)	412 x 201 x 72 mm
Weight	1.8kg (Pump)

Product Dimension



Pump Series



● **Model ASH38AP-B**
Colour Black

● **Model ASH38AP-G**
Colour Grey

Non-Pump Series



● **Model ASH38A-B**
Colour Black

● **Model ASH38A-G**
Colour Grey

Product Specification

Model	ASH38AP, ASH38A
Power Rating	3.8kW
Voltage	240V, 50/60Hz
Water Connection	Ø15mm (1/2" BSP)
Min water flow rate	2 litre/ min
Min water pressure	20kPa (0.2 bar / 2.9psi)
Max water pressure	6 bar (600kPa / 87psi)
Unit Dimension (H x W x D)	404 x 201 x 78 mm
Weight	1.7kg (Pump) 1.37kg (Non-Pump)

Product Dimension





ACSON MALAYSIA SALES & SERVICE SDN.BHD.

a member of DAIKIN group

Business Registration NO.198401017130 (129688-D)

No. 7A, Jalan 13/4, Seksyen 13, 46200 Petaling Jaya,
Selangor Darul Ehsan, MALAYSIA.

Tel : +603 7964 8200 Sales Fax : +603 7956 9909

Service Fax : +603 7956 9907 Acson Careline : 1300 22 3344

Penang	: +604-5377 176	Pahang	: +609-5178 696
Perak	: +605-3129 828	Kelantan	: +609-7405 233
Melaka	: +606-2926 196	Sarawak	: +6082-344 128
Johor	: +607-3551 599	Sabah	: +6088-420 205

Authorized Dealer :



Products manufactured in an ISO certified facility.
This document contains the most current product information as of this printing.
For the most up-to-date product information, please logon to www.acson.com.my

CAT-ASH-2601

www.acson.com.my |     AcsonMalaysia